



DEPARTMENT OF REGULATORY AND ECONOMIC RESOURCES (RER)
BOARD AND CODE ADMINISTRATION DIVISION

NOTICE OF ACCEPTANCE (NOA)

MIAMI-DADE COUNTY
PRODUCT CONTROL SECTION

11805 SW 26 Street, Room 208
Miami, Florida 33175-2474
T (786) 315-2590 F (786) 315-2599

www.miamidade.gov/economy

Brighton Best International, Inc.
12801 Leffingwell Avenue
Santa Fe Springs, CA 90670

SCOPE:

This NOA is being issued under the applicable rules and regulations governing the use of construction materials. The documentation submitted has been reviewed and accepted by Miami-Dade County RER-Product Control Section to be used in Miami-Dade County and other areas where allowed by the Authority Having Jurisdiction (AHJ).

This NOA shall not be valid after the expiration date stated below. The Miami-Dade County Product Control Section (In Miami-Dade County) and/ or the AHJ (in areas other than Miami-Dade County) reserve the right to have this product or material tested for quality assurance purposes. If this product or material fails to perform in the accepted manner, the manufacturer will incur the expense of such testing and the AHJ may immediately revoke, modify, or suspend the use of such product or material within their jurisdiction. RER reserves the right to revoke this acceptance, if it is determined by Miami-Dade County Product Control Section that this product or material fails to meet the requirements of the applicable building code.

This product is approved as described herein, and has been designed to comply with the Florida Building Code, including the High Velocity Hurricane Zone.

DESCRIPTION: Tapping SD Concrete and Masonry Screws

APPROVAL DOCUMENT: Drawing No. AD19-11, titled "Tapping SD Concrete/Masonry Screws", sheet 1 of 1, prepared by the manufacturer, dated on 04/06/2018, signed and sealed by Yiping Wang, P.E. on 06/05/2019, bearing the Miami-Dade County Product Control approval stamp with the Notice of Acceptance number and approval date by the Miami-Dade County Product Control Section.

MISSILE IMPACT RATING: None

LABELING: Each box shall bear a permanent label with the manufacturer's name or logo, Taikyu, Taiwan and following statement: "Miami-Dade County Product Control Approved or MDCPCA", unless otherwise noted herein.

RENEWAL of this NOA shall be considered after a renewal application has been filed and there has been no change in the applicable building code negatively affecting the performance of this product.

TERMINATION of this NOA will occur after the expiration date or if there has been a revision or change in the materials, use, and/or manufacture of the product or process. Misuse of this NOA as an endorsement of any product, for sales, advertising or any other purposes shall automatically terminate this NOA. Failure to comply with any section of this NOA shall be cause for termination and removal of NOA.

ADVERTISEMENT: The NOA number preceded by the words Miami-Dade County, Florida, and followed by the expiration date may be displayed in advertising literature. If any portion of the NOA is displayed, then it shall be done in its entirety.

INSPECTION: A copy of this entire NOA shall be provided to the user by the manufacturer or its distributors and shall be available for inspection at the job site at the request of the Building Official.

This NOA consists of this page 1, evidence page E-1, as well as approval document mentioned above.

The submitted documentation was reviewed by **Carlos M. Utrera, P.E.**



Handwritten signature and date: 06/21/2019

NOA No: 19-0326.03
Expiration Date: June 27, 2024
Approval Date: June 27, 2019

Brighton Best International, Inc.

NOTICE OF ACCEPTANCE: EVIDENCE SUBMITTED

A. DRAWINGS

1. Drawing No. **AD19-11**, titled "Tapping SD Concrete/Masonry Screws", sheet 1 of 1, prepared by the manufacturer, dated on 04/06/2018, signed and sealed by Yiping Wang, P.E. on 06/05/2019.

B. TESTS

	<u>Test Report No.</u>	<u>Standard</u>	<u>Date</u>	<u>Signature</u>
1.	HETI-18-A1079	ASTM E488-15	02/28/19	Rafael E. Droz-Seda, P.E.
2.	HETI-18-A1004	ASTM E488-15/ACI 355.2-07	04/12/19	Rafael E. Droz-Seda, P.E.
3.	HETI-18-A1091	ASTM E488-15	02/28/19	Rafael E. Droz-Seda, P.E.
4.	HETI-17-A1017	ASTM E488-15/ACI 355.2-07	04/12/19	Rafael E. Droz-Seda, P.E.
5.	HETI-18-C103	ASTM C39-18	02/28/19	Rafael E. Droz-Seda, P.E.
6.	HETI-18-C104	ASTM C39-18	02/28/19	Rafael E. Droz-Seda, P.E.
7.	HETI-18-S317	ASTM G85-11	02/28/19	Rafael E. Droz-Seda, P.E.
8.	HETI-18-S320	ASTM G85-11	02/28/19	Rafael E. Droz-Seda, P.E.
9.	HETI-19-M502	ASTM F606-16	04/05/19	Rafael E. Droz-Seda, P.E.
10.	HETI-19-M503	ASTM F606-16	02/28/19	Rafael E. Droz-Seda, P.E.

C. CALCULATIONS

1. Anchor capacity calculations prepared by MCY Engineering, Inc., dated 04/16/2019, signed and sealed by Yiping Wang, P.E.

D. MATERIAL CERTIFICATIONS


1. None.

E. QUALITY ASSURANCE

1. Miami-Dade Department of Regulatory and Economic Resources (RER)

F. STATEMENTS

1. Statement letter of code conformance to the 6th edition (2017) FBC issued by MCY Engineering, Inc., dated 04/16/2019, signed and sealed by Yiping Wang, P.E.
2. Statement letter of no financial interest issued by MCY Engineering, Inc., dated 04/16/2019, signed and sealed by Yiping Wang, P.E.
3. Distributor agreement dated 05/28/2019.



06/21/2019

Carlos M. Utrera, P.E.
Product Control Examiner
NOA No: 19-0326.03
Expiration Date: June 27, 2024
Approval Date: June 27, 2019

BRIGHTON BEST INTERNATIONAL TAPKING SD CONCRETE / MASONRY SCREWS

COMPLIANCE SUMMARY

CODE: 2017 FLORIDA BUILDING CODE COMPLIANT
 HVHZ: HVHZ COMPLIANT
 MATERIALS: SAE 1018 OR SAE 1021 STEEL
 BASE COAT: GALVANIZED (EXCEEDS G60/ASTM A653M)
 TOP COAT: ORGANIC COATING
 COLOR: BLUE, WHITE, BRONZE AND SILVER

1/4" TAPKING SD

SCREW ULTIMATE STRENGTH: $F_u = 167 \text{ ksi}$
 SCREW YIELD STRENGTH: $F_y = 151 \text{ ksi}$

3/16" TAPKING SD

SCREW ULTIMATE STRENGTH: $F_u = 192 \text{ ksi}$
 SCREW YIELD STRENGTH: $F_y = 179 \text{ ksi}$

GENERAL NOTES

1 - ANCHORS SHALL BE INSTALLED IN ACCORDANCE WITH MANUFACTURERS' RECOMMENDATION.

2 - ANCHOR EMBEDMENT AND EDGE DISTANCE EXCLUDES STUCCO, FOAM, BRICK, AND OTHER WALL FINISHES.

3 - ALLOWABLE DESIGN LOAD CAPACITIES ARE BASED ON ULTIMATE LOAD DIVIDED BY SAFETY FACTOR AS FOLLOWS:

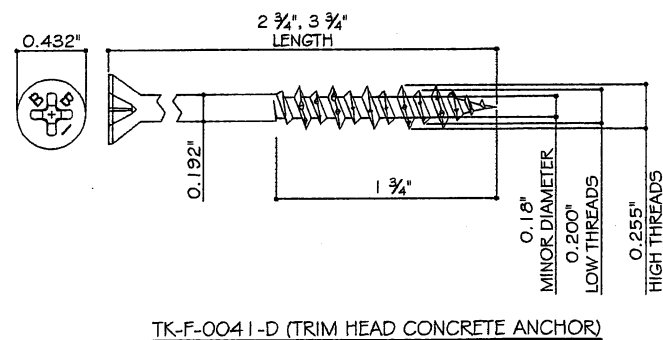
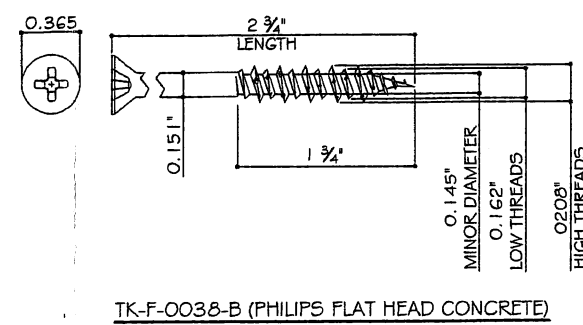
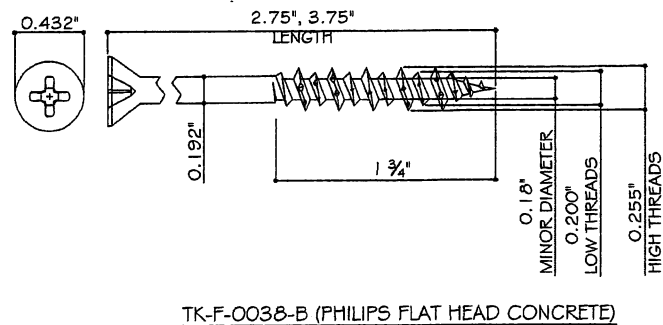
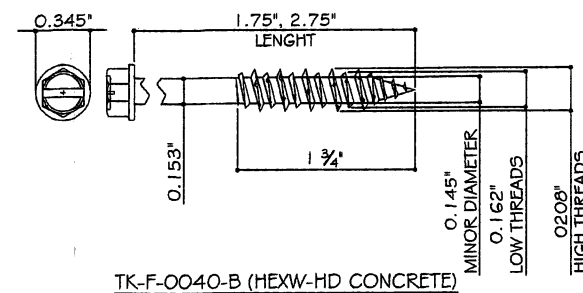
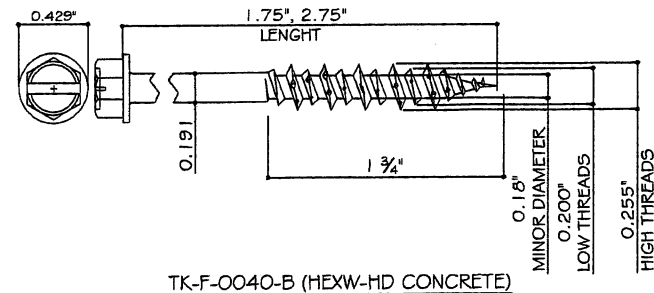
- CONCRETE: SAFETY FACTOR = 4
- MASONRY: SAFETY FACTOR = 5

4 - SUBSTRATES SHALL CONFORM TO:

- CONCRETE: ACI 318
- MASONRY: ASTM C-90

5 - ANCHORS SHALL NOT BE INSTALLED INTO CRACKED CONCRETE AS DEFINED IN ACI 355.2.

6 - THIS PRODUCT EVALUATION DOCUMENT IS GENERIC AND DOES NOT PROVIDE INFORMATION FOR A SPECIFIC SITE. FOR SITE CONDITIONS DIFFERENT FROM THE CONDITIONS DETAILED HEREIN, A LICENSED PROFESSIONAL ENGINEER OR REGISTERED ARCHITECT SHALL PREPARE SITE-SPECIFIC DOCUMENTS FOR USE IN CONJUNCTION WITH THE APPROVAL AND APPLY FOR MIAMI-DADE COUNTY PRODUCT CONTROL ONE-TIME NOTICE OF ACCEPTANCE.



- 1 3/16" CONCRETE & MASONRY SCREWS
- BIT SIZE : 5/32" TYP.
 - PILOT HOLE DEPTH: 1/4" DEEPER THAN EMBEDMENT


- 2 1/4" CONCRETE & MASONRY SCREWS
- BIT SIZE : 3/16" TYP.
 - PILOT HOLE DEPTH: 1/4" DEEPER THAN EMBEDMENT

CONCRETE ($f_c = 2700 \text{ PSI}$) SUBSTRATE						
ALLOWABLE CAPACITIES PER ANCHOR						
ANCHOR DIAMETER	MINIMUM SPACING	MINIMUM EMBEDMENT	MINIMUM EDGE DIST.	TENSION (LB)	SHEAR (LB)	
3/16"	1"	1-3/4"	1"	252	-	
			2-1/2"	283	242	
	2-1/4"	1-3/4"	1"	231	151	
			2-1/2"	93	154	
			1"	149	134	
			2-1/2"	146	246	
3"	1-3/4"	1"	-	175		
		2-1/2"	303	-		
1/4"	1-1/2"	1-3/4"	2-1/2"	431	405	
			1"	305	130	
	3"	1-3/4"	2-1/2"	429	418	
			1"	137	98	
	4"	1-3/8"	1"	277	136	
			2-1/2"	324	280	
		1-1/2"	2"	-	-	384
				1"	375	-
	6"	1-3/4"	2-1/2"	444	389	
			3"	421	-	

GROUT FILLED MASONRY SUBSTRATE					
ALLOWABLE CAPACITIES PER ANCHOR					
ANCHOR DIAMETER	SPACING	EMBEDMENT	EDGE DIST.	TENSION (LB)	SHEAR (LB)
3/16"	3-9/16"	1-3/4"	2-1/2"	288	170
	4"	1-1/2"	2"	223	156
	4-1/2"	2-1/4"	2-1/2"	314	291
1/4"	4"	1-1/2"	2"	312	276
		1-3/4"	2-1/2"	300	389
	4-1/2"	2-1/4"	2-1/2"	377	535

HOLLOW MASONRY SUBSTRATE					
ALLOWABLE CAPACITIES PER ANCHOR					
ANCHOR DIAMETER	SPACING	EMBEDMENT	EDGE DIST.	TENSION (LB)	SHEAR (LB)
3/16"	1-1/8"	1-1/4"	2-1/2"	172	196
	2-1/4"	1-1/4"	2-1/2"	168	202
	4"	1-1/4"	2"	161	168
	6"	1-1/4"	1"	165	109
1/4"	1-1/2"	1-1/4"	2-1/2"	195	324
	3"	1-1/4"	2-1/2"	200	263
	4"	1-1/4"	2"	168	196
	6"	1-1/4"	1"	166	103

MIAMI-DADE COUNTY
PRODUCT APPROVED
 as complying with the Florida Building Code
 NOA-No. **19-0326.03**
 Approval Date **06/27/2019**
 By *[Signature]*
 Miami-Dade Product Control



MCY ENGINEERING, INC.
 GLAZING CONSULTANTS
 8501 SW 124 Ave. Ste. 205A
 MIAMI, FL 33183
 P: 305.271.0117
 P: 786.360.2786
 www.MCYEngineering.com mcy@mcyengineering.com

BRIGHTON BEST INTERNATIONAL
 5855 OBISPO AVE. LONG BEACH
 CALIFORNIA 90805
 TEL. (305) 885-3252

Rev. No.	Date	Drawn By	Description

Drawn Date: 04/16/2018
 Scale: AS SHOWN
 DRAWING NO. **AD19-11**
 Sheet No. **1**
 OF 01